







# Graduate Student Housing





1. If you would like to enter our raffle, please enter your e-mail. Otherwise, this survey is anonymous.		
		Response Count
		997
		<b>answered question</b>
		<b>997</b>
		<b>skipped question</b>
		<b>74</b>










2. Are you a domestic or an international student?			
		Response Percent	Response Count
Domestic		59.5%	635
International		40.5%	432
		<b>answered question</b>	<b>1067</b>
		<b>skipped question</b>	<b>4</b>



3. What department are you in ? (Biology,computer science...)		
		Response Count
		1071
		<b>answered question</b>
		<b>1071</b>
		<b>skipped question</b>
		<b>0</b>



4. What is your gender?			
		Response Percent	Response Count
Female		52.9%	564
Male		47.1%	502
		<b>answered question</b>	<b>1066</b>
		<b>skipped question</b>	<b>5</b>




5. Do you have dependents (a spouse and/or children)?			Response Percent	Response Count
Yes			23.4%	249
No			76.6%	813
			<b>answered question</b>	<b>1062</b>
			<b>skipped question</b>	<b>9</b>



6. How long have you been in Cincinnati?			Response Percent	Response Count
< 6 months			28.3%	301
1 year			20.8%	221
2-4 years			21.0%	223
4 year +			29.9%	318
			<b>answered question</b>	<b>1063</b>
			<b>skipped question</b>	<b>8</b>





7. Where do you currently live?			Response Percent	Response Count
Clifton, Ludlow			28.0%	295
Riddle Road			16.3%	172
Corryville			4.3%	45
University Heights			2.5%	26
Avondale			0.8%	8
Calhoun/South of Calhoun			4.5%	48
Downtown			1.5%	16
Northside			4.8%	51
>5 miles or more away from campus			37.3%	394
			<i>answered question</i>	<b>1055</b>
			<i>skipped question</i>	<b>16</b>



8. Were you living in either Morgens or Scioto Halls during the last school year (2007-2008)?			Response Percent	Response Count
Yes			15.8%	167
No. Please skip to question 12			84.2%	893
			<i>answered question</i>	<b>1060</b>
			<i>skipped question</i>	<b>11</b>




9. Did your rent go up as you moved out of campus?			Response Percent	Response Count
Yes			55.7%	127
No			44.3%	101
			<b>answered question</b>	<b>228</b>
			<b>skipped question</b>	<b>843</b>

10. Did you receive any help from UC with relocating off-campus?			Response Percent	Response Count
Yes			5.2%	12
No			72.4%	168
I didn't know help was offered.			22.4%	52
			<b>answered question</b>	<b>232</b>
			<b>skipped question</b>	<b>839</b>



11. Do you feel the time that you have to devote to your research on a daily basis has been negatively affected by being relocated off-campus?			Response Percent	Response Count
Yes			68.9%	162
No			31.5%	74
			<b>answered question</b>	<b>235</b>
			<b>skipped question</b>	<b>836</b>







12. What type of housing do you currently live in?			Response Percent	Response Count
Shared House			24.5%	254
Efficiency			6.4%	66
<b>1-bedroom</b>			<b>38.2%</b>	397
2-bedroom			30.9%	321
			<b><i>answered question</i></b>	<b>1038</b>
			<b><i>skipped question</i></b>	<b>33</b>

13. Do you have roommates?			Response Percent	Response Count
Yes			58.3%	616
No			41.7%	440
			<b><i>answered question</i></b>	<b>1056</b>
			<b><i>skipped question</i></b>	<b>15</b>

14. If yes, what is your reason?			Response Percent	Response Count
<b>To share the rent cost.</b>			<b>38.4%</b>	329
To live with a friend/partner.			30.2%	259
N/A			31.4%	269
			<b><i>answered question</i></b>	<b>857</b>
			<b><i>skipped question</i></b>	<b>214</b>

15. Would you like to provide an anonymous testimonial on problems / situations you have faced related to your housing?		
		Response Count
		391
<i>answered question</i>		<b>391</b>
<i>skipped question</i>		<b>680</b>

16. What type of housing rental model would you prefer: apartment style where one lives alone/each occupant splits the total cost of rent, or by-the-bed model (as is the case with all UC housing options currently)?			
		Response Percent	Response Count
Apartment Style		95.6%	987
By-the-bed Model		4.4%	45
<i>answered question</i>			<b>1032</b>
<i>skipped question</i>			<b>39</b>






17. If you had to choose by-the-bed model in order to be able to live on campus, what is the highest amount of rent you could afford per month?			
		Response Percent	Response Count
Less than \$300		37.6%	370
\$301-400		30.6%	301
\$401-500		18.8%	185
\$501-600		7.1%	70
\$601-700		3.2%	31
\$700+		2.6%	26
<i>answered question</i>			<b>983</b>
<i>skipped question</i>			<b>88</b>




**18. How do you commute to campus mostly?**

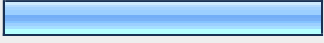

		Response Percent	Response Count
Walk		36.3%	383
Bearcat Transportation		4.8%	51
Metro		8.2%	87
Bike		2.4%	25
Car		31.8%	336
Combination of the several transportation means mentioned above		16.5%	174
		<b>answered question</b>	<b>1056</b>
		<b>skipped question</b>	<b>15</b>

**19. How close is the Bearcat Transportation (BTS) / Metro stop from your home?**



		Response Percent	Response Count
Less than 2 minutes walk		32.6%	341
5 minute walk		24.0%	251
10 minute walk		10.2%	107
15 minute walk		6.0%	63
More than 15 minutes away		27.2%	285
		<b>answered question</b>	<b>1047</b>
		<b>skipped question</b>	<b>24</b>



20. What times do you use the BTS the most?			Response Percent	Response Count
Mornings			12.3%	129
Afternoons			12.9%	135
Evenings			10.9%	114
Late Evenings			12.0%	125
<b>I've never taken it</b>			<b>51.9%</b>	<b>542</b>
			<b><i>answered question</i></b>	<b>1045</b>
			<b><i>skipped question</i></b>	<b>26</b>



21. Do you think the BTS shuttle runs frequently enough to meet your needs?			Response Percent	Response Count
Yes			27.8%	290
No			30.1%	314
<b>N/A</b>			<b>42.1%</b>	<b>440</b>
			<b><i>answered question</i></b>	<b>1044</b>
			<b><i>skipped question</i></b>	<b>27</b>



22. Do you usually come to/leave the campus after 10PM?			Response Percent	Response Count
Yes			34.9%	368
<b>No</b>			<b>65.1%</b>	<b>686</b>
			<b><i>answered question</i></b>	<b>1054</b>
			<b><i>skipped question</i></b>	<b>17</b>

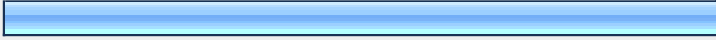











23. Do you feel safe leaving the campus after 10 pm?			Response Percent	Response Count
Yes			23.6%	242
No			76.4%	785
			<b>answered question</b>	<b>1027</b>
			<b>skipped question</b>	<b>44</b>

24. Have you experienced a safety/theft related incident around the campus?			Response Percent	Response Count
Yes			8.5%	90
No. Please skip to question 26			91.5%	964
			<b>answered question</b>	<b>1054</b>
			<b>skipped question</b>	<b>17</b>

25. If yes, did you report it?			Response Percent	Response Count
Yes			42.2%	49
No			57.8%	67
			<b>answered question</b>	<b>116</b>
			<b>skipped question</b>	<b>955</b>

26. Would you recommend UC to others based solely on housing availability?			Response Percent	Response Count
Yes			28.6%	295
No			71.4%	735
			<b>answered question</b>	<b>1030</b>
			<b>skipped question</b>	<b>41</b>

27. Overall, would you recommend UC to new graduate students?			Response Percent	Response Count
Yes. Please skip to question 29.			78.6%	830
No.			21.4%	226
			<b>answered question</b>	<b>1056</b>
			<b>skipped question</b>	<b>15</b>

28. If you answered 'no' on the previous question, your dissatisfaction would be based on (multiple answers are possible):			Response Percent	Response Count
Graduate Student Stipends			50.4%	122
Cost of Health Insurance			36.8%	89
Availability of on-Campus Housing			62.4%	151
Safety & Security			61.6%	149
Academic Advising			24.8%	60
Quality of the courses in your degree program			23.6%	57
City of Cincinnati			22.7%	55
Other (please specify)			18.2%	44
			<b>answered question</b>	<b>242</b>
			<b>skipped question</b>	<b>829</b>

29. If you are interested in being involved with a focus group that would address your housing needs, please input your e-mail here and you will be contacted. Thank you for taking this survey.

		Response Count
		122
	<i>answered question</i>	122
	<i>skipped question</i>	949